

Business

# Chariho High School & CHARIHotech Student Performance



## Chariho SAT & PSAT Celebrations

2

### Outscoring the state and nation on the SAT

Students earned a mean score of 1026, surpassing both the state and national mean scores of 951 and 998, respectively.

Students also scored higher than the state and nation on the Evidence-based Reading & Writing (ERW) and Math sections with mean scores of 519 and 507.

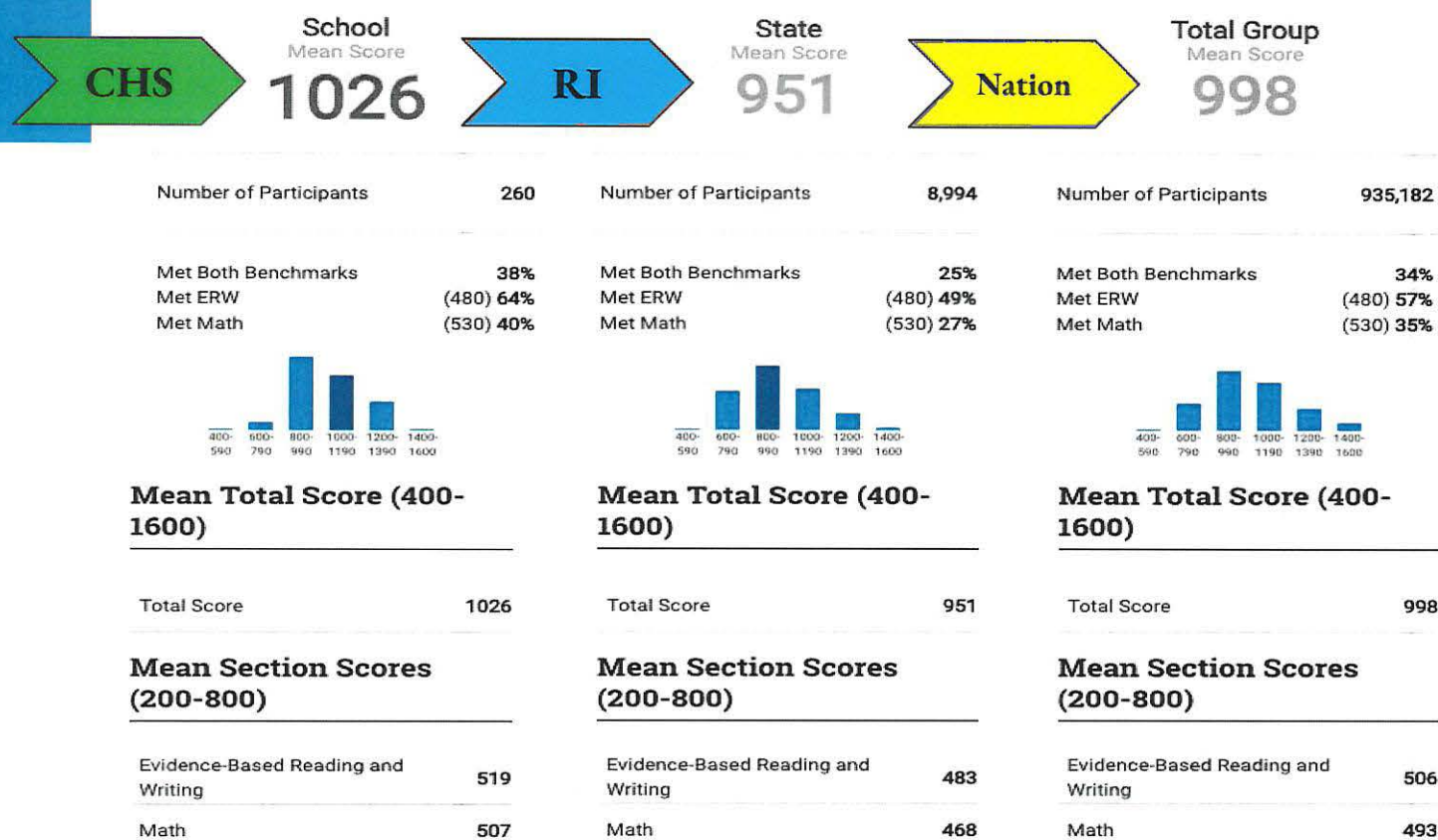
### 10th Grade PSAT Success

Students earned a mean score of 972, surpassing both the state and national mean scores of 906 and 958, respectively.

Students also scored higher than the state and nation on the EWR and Math sections with mean scores of 502 and 470.



# Chariho SAT School Day March 2021



# Chariho PSAT 10 April 2021 (10th grade)

**CHS**

School  
Mean Score  
**972**

**RI**


State  
Mean Score  
**906**

**Nation**

Total Group  
Mean Score  
**958**

Number of Participants **252**

Met Both Benchmarks **46%**  
Met ERW (430) **81%**  
Met Math (480) **48%**



**Mean Total Score (320-1520)**


Total Score **972**

**Mean Section Scores (160-760)**

Evidence-Based Reading and Writing **502**  
Math **470**

Number of Participants **8,966**

Met Both Benchmarks **31%**  
Met ERW (430) **60%**  
Met Math (480) **32%**



**Mean Total Score (320-1520)**


Total Score **906**

**Mean Section Scores (160-760)**

Evidence-Based Reading and Writing **461**  
Math **445**

Number of Participants **178,022**

Met Both Benchmarks **41%**  
Met ERW (430) **71%**  
Met Math (480) **42%**



**Mean Total Score (320-1520)**

Total Score **958**

**Mean Section Scores (160-760)**

Evidence-Based Reading and Writing **489**  
Math **469**



# Chariho AP Celebrations

5

## Adaptability

In 2021, 176 AP students took 286 AP exams. Due to COVID, students took their AP exams either in-person or online, depending on the course.

## It's a streak

This is the fourth year in a row that 90% or more of our AP Computer Science Principles students scored a 3 or above on their exam. In 2021, the Rhode Island average was 55.8% and the global average was 66.7%.

## New Course Success

This is the first year that Chariho students took the Spanish Language and Culture exam. 81.8% of students earned a 3 or higher, surpassing the Rhode Island average of 72.1%.

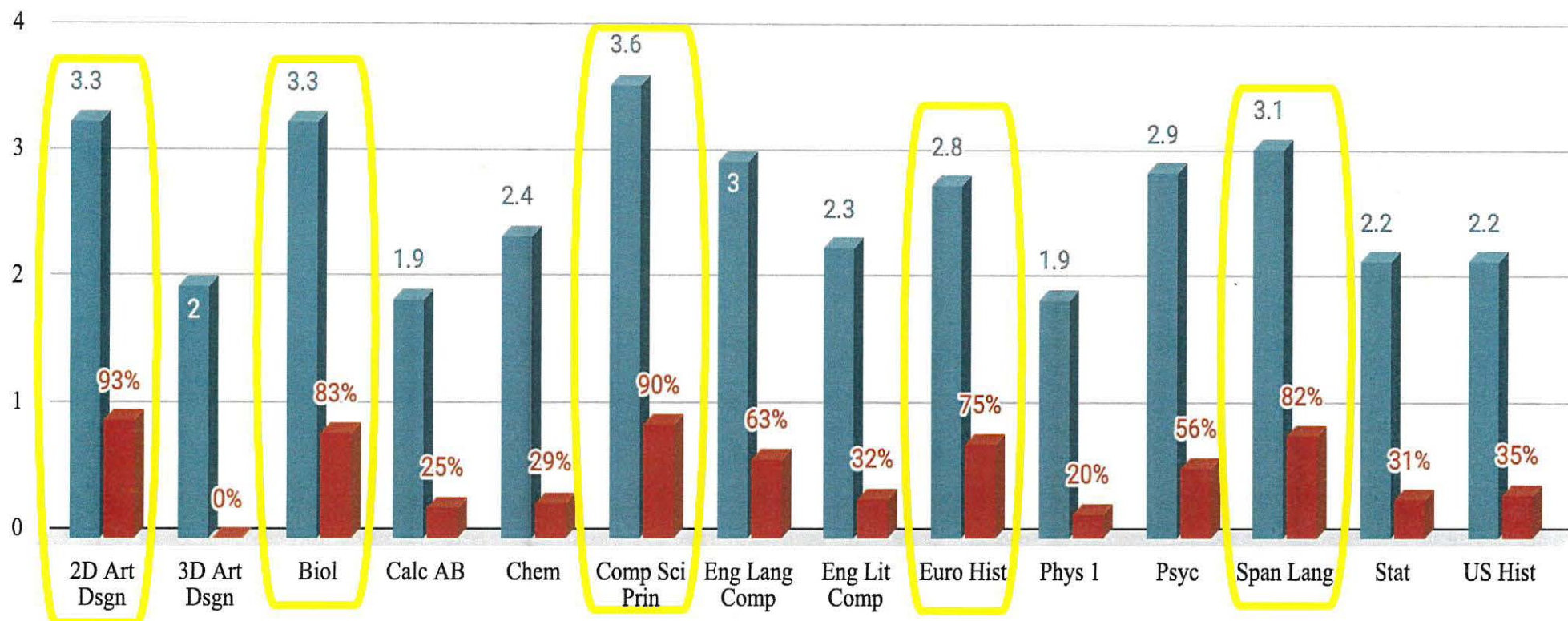
## Three years running

This is the third year in a row that 80% or more of our AP Biology students scored a 3 or above on their exam. In 2021, the Rhode Island average was 61.6% and the global average was 59.2%.

## 2021 AP Scores

### Average Score and Percent of Exams with Scores of 3 or Higher

■ Average Score ■ Percent of Exams with Scores of 3 or Higher

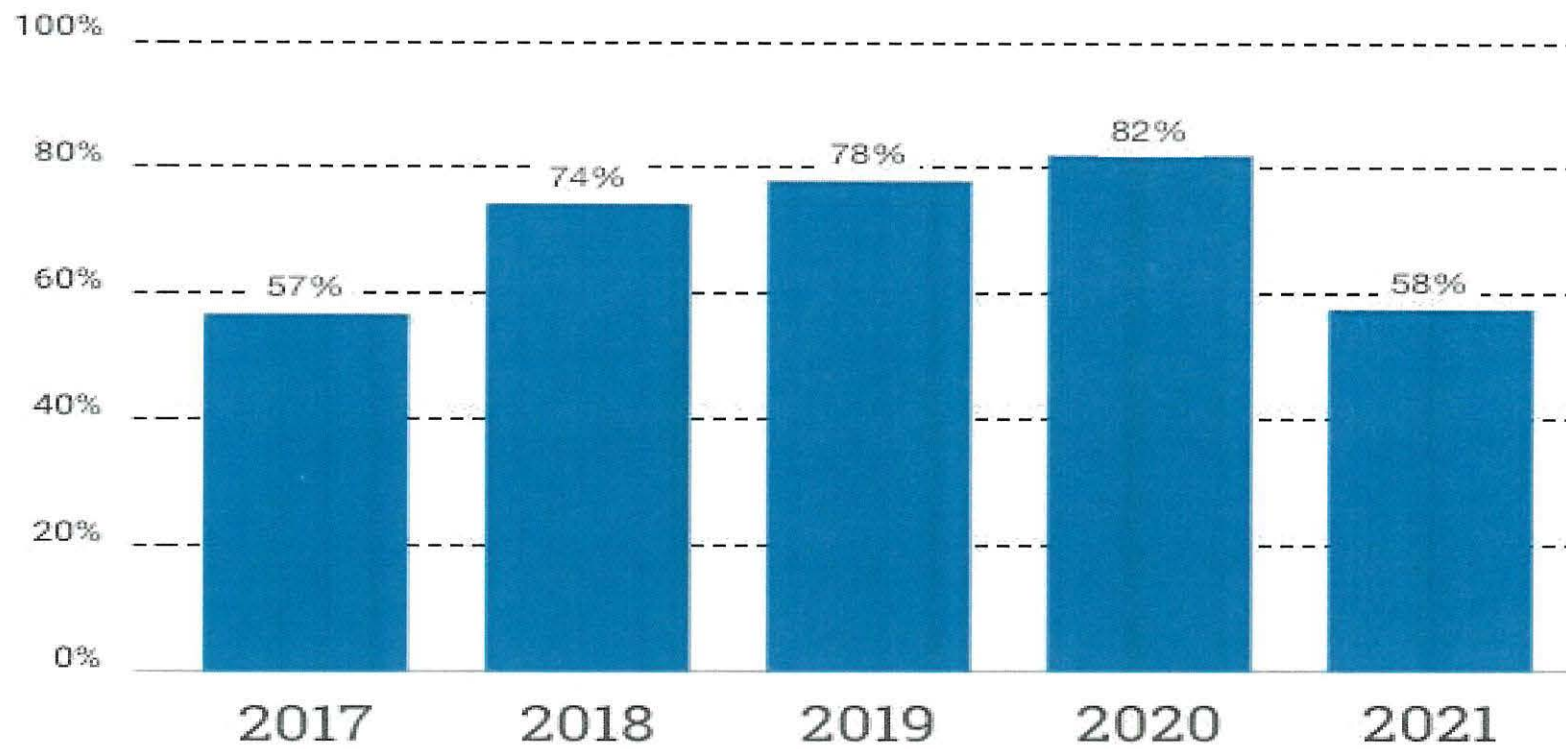




## 2021 AP Scores



% OF TOTAL AP STUDENTS WITH SCORES 3+





## Historical view of Chariho's AP Success

8

### Percent of students that scored a 3 or above on the AP Exam

Year	Chariho	Rhode Island	National
2019	77.84%	56.2%	59.1%
2020	81.96%	65.4%	63.8%

## Action Steps to Maintain 4-star Rating

9

Re-engage Distance Learners

Focus on Areas of  
Need

Use HQCM  
(StudySync & Math  
Resources)

```
graph LR; A[Re-engage Distance Learners] --> B[Focus on Areas of Need]; B --> C[Use HQCM (StudySync & Math Resources)];
```



## SUPERINTENDENT GOALS

2021-2022

ENCLOSURE **VIII B**

GINA M. PICARD

### **SUPERINTENDENT GOAL ONE:**

Improve outcomes for students by creating a strong implementation plan in ELA and Mathematics

#### **Actions:**

1. Continue to insist we have high expectations and rigorous instruction in all areas.
2. Support a robust professional development for the district aligned to district goals and state requirements.
3. Utilize ESSER funding to ensure continued accelerated support for students who struggle along with ensuring continuous progress monitoring utilizing new curricular materials in English Language Arts and Mathematics.
4. Support schools to ensure personalized and targeted professional development and the ability to build teachers' understanding and proficiency with new curricular resources
5. Support the development of and continuously improve upon Teaching and Learning guidelines and expectations for instruction, which includes integrating social-emotional learning with relevant and rigorous academic learning.
6. Continue focus on equity, diversity, and cultural competence with curriculum and professional development.
7. Support the review of Grade 9-12 Mathematics curricular resources to align with standards and state regulations and timelines to be prepared to meet state guidelines.
8. Develop and support professional learning for school administrators that provides them with the strategies to lead highly effective schools.

**Measurable Progress Indicator:** Presentation of school accountability results to the School Committee by the Assistant Superintendent.

### **SUPERINTENDENT GOAL TWO:**

Continue to increase efficiency and communication with district systems and plans to maximize workflows, communication, and to ensure increased levels of productivity to realize Vision 2023.

#### **Actions:**

1. Work with school leaders to ensure alignment of school improvement plans to data, budgets, and essential components to ensure consistent support and monitoring of goals.
2. Continue with Updates to our Student Information System (PowerSchool )to be more efficient in collecting student information and systematizing information to maximize workflows by developing and implementing a project management plan. (e-collect/e-registration/special education component/PowerSchool app)
3. Support and provide guidance to administrators to ensure strong emergency planning and safety protocols for their faculty, staff, and students
4. Create a Student Education Advisory Panel that will meet with the Superintendent continuously to provide an important voice for all students in the district's decision-making process, and to provide the superintendent with insights, suggestions, and perspectives on critical educational issues. The Student Superintendent Education Advisory (SEAP) Panel will enable better educational and administrative decisions, which will ultimately support a culture focused on increasing student achievement and student voice.
5. Continue to implement weekly leadership updates that provide all administrators with the important information and action items necessary to continue clear and consistent communication across the district.
6. Promote elements of Vision 2023 to the community, through the annual report, E Updates, social media, and other means as appropriate.

**Measurable Progress Indicator:** Annual Report to School Committee with status updates

**SUPERINTENDENT GOAL THREE:** Monitor and adjust the approach to FY 22 budget and create a FY 23 budget that meets the learning needs of the district and school communities.

1. Plan the use of ESSER II and ESSER III funds to ensure alignment with the State plan and district need as it relates to initiatives necessary for student success and support.
2. Continue to develop and provide school administrators with guidance documents and tools on how to better manage their school budgets and make appropriate and impactful budgetary decisions aligned to school improvement plans and the district strategic plan.
3. Design administrator supports within the budget process to align budgets to school improvement plans.
4. Revise and update Back to School Plan as needed but not less than every quarter to ensure expenditure of funds and allocation for student supports.

**Measurable Progress Indicator:** Budget Presentation to School Committee and ongoing updates for ESSER.